

S11E Series

Brateck

Basic Single-Motor Sit-Stand Desks

High Performance / Comfort / Aesthetics / Affordability








- Powerful lifting column
- Quiet motion
- Eye-pleasing finish



Available with Table Top or Frame Only



Button Controller

-  3 Memory Settings
-  CM/INCH Conversion
-  User Programmable Height Range
-  Adjustable Collision Sensitivity
-  Safety Lock



Current Collision Avoidance System

for precise detection of objects when moving up and down



Cable Management Holes

for an organized and clean look

S11E Series

Basic Single-Motor Sit-Stand Desks

Brateck



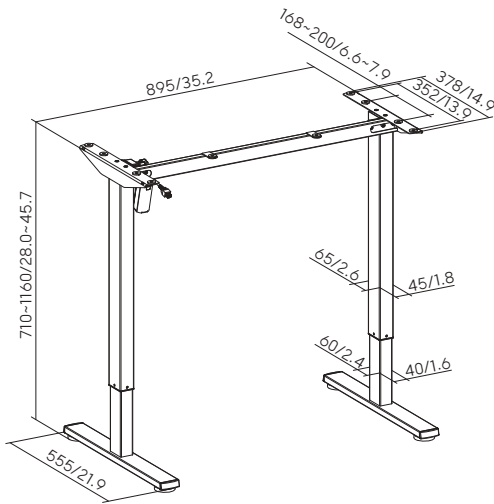
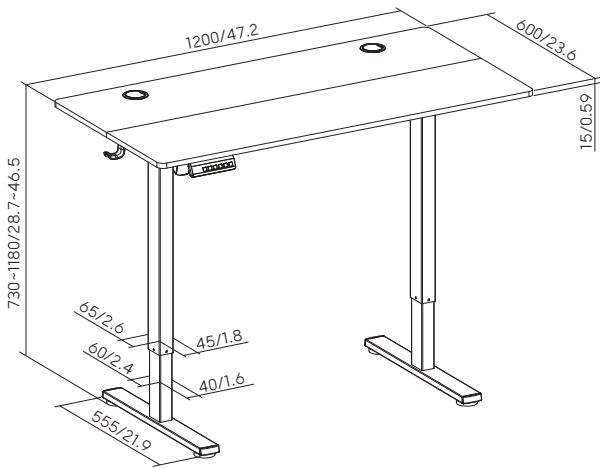
Split Table Top
for compact packages and
reducing shipping costs

Dimensions (mm/inch)

S11-22RE-B&S11-22RE-W

with Desktop

S11-22RE



Item No.	S11-22RE-B&S11-22RE-W	S11-22RE
Tabletop Size	1200×600×15mm (47.2"x23.6"x0.6")	/
Height Range	730~1180mm (28.7"~46.5")	710~1160mm (28"~45.7")
Weight Capacity	40kg (88lbs)	50kg (110lbs)
Max. Speed	15mm/s	15mm/s
Power Input	100~240V	100~240V
Color	<input checked="" type="checkbox"/> <input type="checkbox"/> (Frame + Desktop)	<input checked="" type="checkbox"/> <input type="checkbox"/> (Frame Only)